



KS212C Powered Cardioid Subwoofer

KEY FEATURES

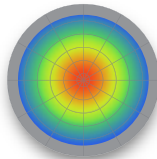
- “First-in-class” compact single-box cardioid solution
- 3600 Watt Class D amplifier module
- Cardioid pattern provides -15 dB SPL attenuation front-to-rear
- Dual 12-inch, long-excursion drivers; Dual 6th order band-pass design
- Variable crossover and savable/recallable Scenes for commonly-used applications
- TFR™ (Turbulent Flow Reduction) port design provides optimal resonant tuning and high velocity air flow
- Refined, professional appearance looks great in any application
- Rugged painted wood enclosure for long life and lasting durability
- Deployment in either vertical or horizontal positions with M20 speaker pole fittings (36-inch speaker pole included)
- Optional KS LOC security cover prevents unauthorized tampering of controls
- Complete EASE and CAD information available online
- 6-Year Warranty*



KS212C

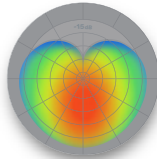
Musicians/Bands · Clubs/Venues · DJs/Dance · AV Rental/Production

The KS212C is the world’s first-in-class single-box powered cardioid subwoofer solution for highly portable entertainment and installation applications.



Typical Subwoofer Energy Dispersion

Most subwoofers radiate energy around the entire enclosure, leading to undesirable LF build-up on stage and wasted energy around the sides and rear of the system.



Cardioid Subwoofer Energy Dispersion

The KS212C keeps “Bass in its Place” with a single-box cardioid solution that produces an amazing 15 dB more output at the front than at the rear.

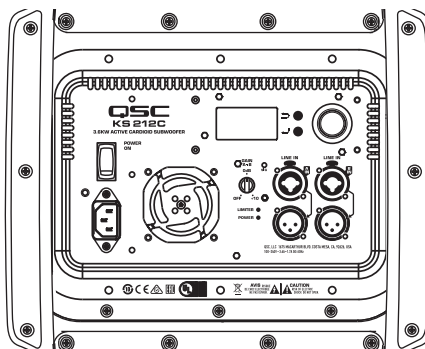
The Problem:

Typically, subwoofers are omnidirectional, radiating sound equally in all directions. This results in troublesome, unwanted low-frequency build-up on stage as well as undesired, wasted LF energy at the rear of the system. In more recent years, concert sound providers have been able to create cardioid (heart-shaped) coverage of their subwoofer arrays through some clever manipulation of placement, delay and polarity, redirecting desired LF energy forward and minimizing energy at the sides and rear. Unfortunately, this technique is costly and requires multiple enclosures, amplifiers and processors.

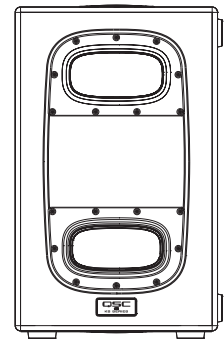
The KS212C Solution:

Representing a breakthrough in innovation and design, the KS212C uniquely provides all the benefits of a cardioid subwoofer array, but in a single, compact enclosure. “Keeping bass in its place” for mobile entertainers, AV production and rental professionals, as well as modestly-sized performance venues, the KS212C is unparalleled in its ability to manage low frequencies on the stage, or any application where undesirable low frequency energy needs to be minimized.

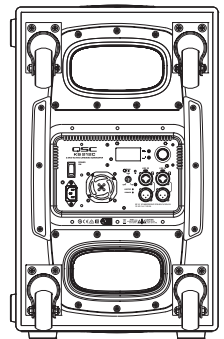
KS212C Cardioid Subwoofer



Front



Back



WORLD of K

KS212C Specifications

KS212C	
Configuration:	Dual 6th-Order Bandpass Cardioid Subwoofer
LF Transducer:	2 x 12-inch (305 mm), Cone
Frequency Response (-6 dB):	44 Hz - 104 Hz
Frequency Range (-10 dB):	39 - 118 Hz
Nominal Coverage Angle:	180° Cardioid (15 dB rear rejection @ 70 Hz)
Maximum Rated SPL ¹ :	132 dB @ 1 m (peak)
Amplifier:	Class D 2 x 1800 W (peak)
Cooling:	Low-Noise, Variable Speed Fan
Controls:	Power On/Off Gain Control Rotary Encoder 2 x Selection Buttons
Indicators:	2 x Power LED (front and rear) Input Signal LED Limiter Active LED
Connectors:	2 x Locking XLR/F ¼-inch Combo 2 x XLR/M (Loop-Thru Output) 1 x Locking IEC Power Connector
AC Power Input:	Universal Power Supply 100 – 240 VAC, 50 – 60 Hz
AC Power Consumption (1/8 th Power)	100 VAC, 3.6 A / 120 VAC, 3.0 A / 240 VAC, 1.7 A
Enclosure Details	
Enclosure:	18 mm Birch Plywood
Color:	Black (RAL 9011)
Grille:	Internal Woofer Cover
Dimensions (HxWxD):	24.5 x 15.5 x 33.5 inches 622 x 394 x 851 mm
Net Weight:	40.1 kg (88.5 lbs)
Shipping Weight:	48.5 kg (107 lbs)
Regulatory:	CE, WEEE, UL, China RoHS, RoHS II, FCC Class B
Included Accessories:	4 x Low-Noise, Heavy-Duty Casters 36-inch Speaker Pole
Optional Accessories:	KS212C Cover, KS LOC Lock-Out Cover SP-16X Extension Pole

¹ Peak SPL is measured on-axis at 1 m, pink noise crest factor 10 dB, unweighted Continuous SPL is based on theoretical calculations based upon transducer sensitivity and peak available power (for comparison purpose and in accordance with common industry practice).

* With product registration. Visit qsc.com for full details.

Specifications subject to change without notice.



+1-800-854-4079 | +1-714-754-6175 | www.qsc.com

QSC, LLC. 1675 MacArthur Boulevard Costa Mesa, CA 92626 USA. ©2017 QSC, LLC. All rights reserved. QSC and the QSC logo are registered trademarks of QSC, LLC in the U.S. Patent and Trademark Office and other countries. DMT, Intrinsic Correction, and the World of K logo are trademarks of QSC, LLC. Specifications subject to change without notice.